

All Noise Control

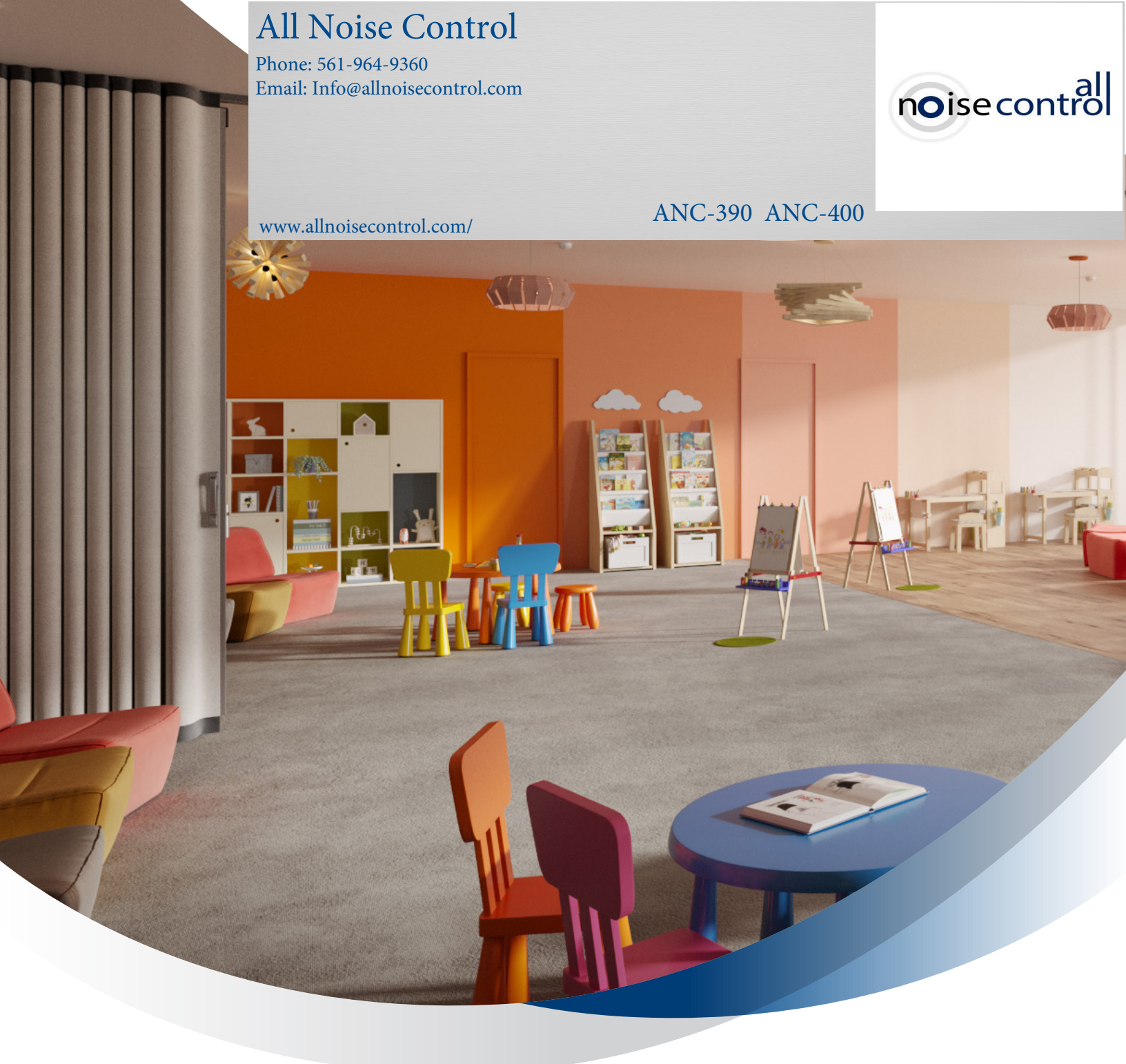
Phone: 561-964-9360

Email: Info@allnoisecontrol.com



www.allnoisecontrol.com/

ANC-390 ANC-400



ANC-390

ACCORDION DOORS & PARTITIONS

ACCORDION DOORS AND PARTITIONS FROM **All Noise Control.**

When you need to get the most from your space.

Accordion doors and partitions from All Noise Control are designed to provide quick and easy space division with moderate sound attenuation and a pleasing visual appearance. All All Noise Control accordion doors and partitions provide quick sight and sound division with a simple pull-and-latch operation. Electric operation is also available. Accordion doors and partitions are available as single and paired openings. For optimal design flexibility, curved track allows the partition to move around corners. All Noise Control offers a large selection of standard finishes. Since All Noise Control inception, building owners, facility managers, architects, interior designers, and contractors have come to recognize the All Noise Control name—a name synonymous with flexible space design, quality products,




ANC-390 accordion partitions are ideal for dividing space economically when moderate sound attenuation is desired.

ANC-390 accordion partitions are ideal for applications in church classrooms, fellowship halls, clinics, restaurants, and many other applications. Behind its fabric outer covering, ANC-390 has steel paneled sound liners to provide moderate sound attenuation and increased durability. Optional electric operation makes large, even curved openings as easy as turning a key. When both durability and moderate noise reduction are important, ANC-390 partitions are the answer.

Acoustical Performance—up to 40 STC is provided with ANC-400 steel panel and membrane liners. Three-ply top and bottom sweeps assure a positive seal. Long term strength and durability is made possible by Soundmaster's patented, three dimensional welded steel frame and heavy duty construction.





1 Easily replaceable
Class A rated coverings


2 Continuous horizontal
pantograph hinges

3 Three-dimensional
welded steel frame

4 Ball-bearing trolleys
with high tensile
yokes

5 Three-ply top and
bottom sweep seals

6 Steel sound liner



1 Easily replaceable Class A rated coverings

2 Continuous horizontal pantograph hinges

3 Three-dimensional welded steel frame

4 Ball-bearing trolleys with high tensile yokes


The All Noise Control accordion is ideal for basic sight and space separation.

When strength and durability are important and only sight division is required, All Noise Control accordion doors and partitions are the answer. All Noise Control partitions feature a durable steel frame construction, ball bearing trolleys, and a wide choice of finish options. The heavy, all steel frame and hinging, which supports the finish, takes a lot of abuse, yet its weight requires only minimal support. In addition to simple, straight "wall-to-wall" runs, All Noise Control accordion partitions can be curved or even serpentine to meet your exact needs.



ACCORDION DOOR/PARTITIONS SELECTOR GUIDE

* Per lineal foot of opening width, plus posts
 ** Paired partitions double maximum width



	ANC-390				ANC-400			
Model	8M	8E	12M	12E	800M	800E	1200M	1200E
Stack Width	9-inch	9-inch	12-5/8 inch	12-5/8 inch	9-inch	9-inch	12-5/8 inch	12-5/8 inch
Stack Depth*	2-1/8 inch	2-1/8 inch	1-3/4 inch	1-3/4 inch	2-1/8 inch	2-1/8 inch	1-3/4 inch	1-3/4 inch
Operation	Manual	Electric	Manual	Electric	Manual	Electric	Manual	Electric
Frame	All Steel	All Steel	All Steel	All Steel	All Steel	All Steel	All Steel	All Steel
Skin/Face Options	Vinyl, Fabric, Carpet	Vinyl, Fabric, Carpet	Vinyl, Fabric, Carpet	Vinyl, Fabric, Carpet	Vinyl, Fabric, Carpet	Vinyl, Fabric, Carpet	Vinyl, Fabric, Carpet	Vinyl, Fabric, Carpet
	#7 Steel Track	#7 with Chain Guide	#7 Steel Track	#7 with Chain Guide	#7 Steel Track	#7 with Chain Guide	#7 Steel Track	#7 with Chain Guide
	#6 Steel Track	—	#6 Steel Track	—	#6 Steel Track	—	#6 Steel Track	—
Suspension Options	#5 Aluminum Track	—	—	—	#5 Aluminum Track	—	—	—
Hinge Type	All Steel	All Steel	All Steel	All Steel	All Steel	All Steel	All Steel	All Steel
Maximum Width**	50'-0"	50'-0"	60'-0"	60'-0"	50'-0"	50'-0"	60'-0"	60'-0"
Maximum Height	16'-0"	16'-0"	16'-0"	16'-0"	16'-0"	16'-0"	16'-0"	16'-0"
STC	39	39	40	40	N/A	N/A	N/A	N/A
Hanging Weight	3-1/4 lb/sq ft	3-1/4 lb/sq ft	5-lb/sq ft	5-lb/sq ft	2-lb/sq ft	2-lb/sq ft	2-3/4 lb/sq ft	2-3/4 lb/sq ft

